



SINTER QUARTZ

Series Italnoli
Piedra sinterizada



Brazilian Black Gold

1600X3200 mm / 63X126"

12 mm

Mold

Black Body





Dior Gold

1600X3200 mm / 63X126"

12 mm

Mold

Black Body



Gucci Black


1600X3200 mm / 63X126"

12 mm

Mold

Black Body





Aurora Black

1600X3200 mm / 63X126"

12 mm

Mold

Black Body



Dragon Black

1600X3200 mm / 63X126"

12 mm

Mold

Black Body





North Ebony Wood

1600X3200 mm / 63X126"

12 mm Mold Black Body



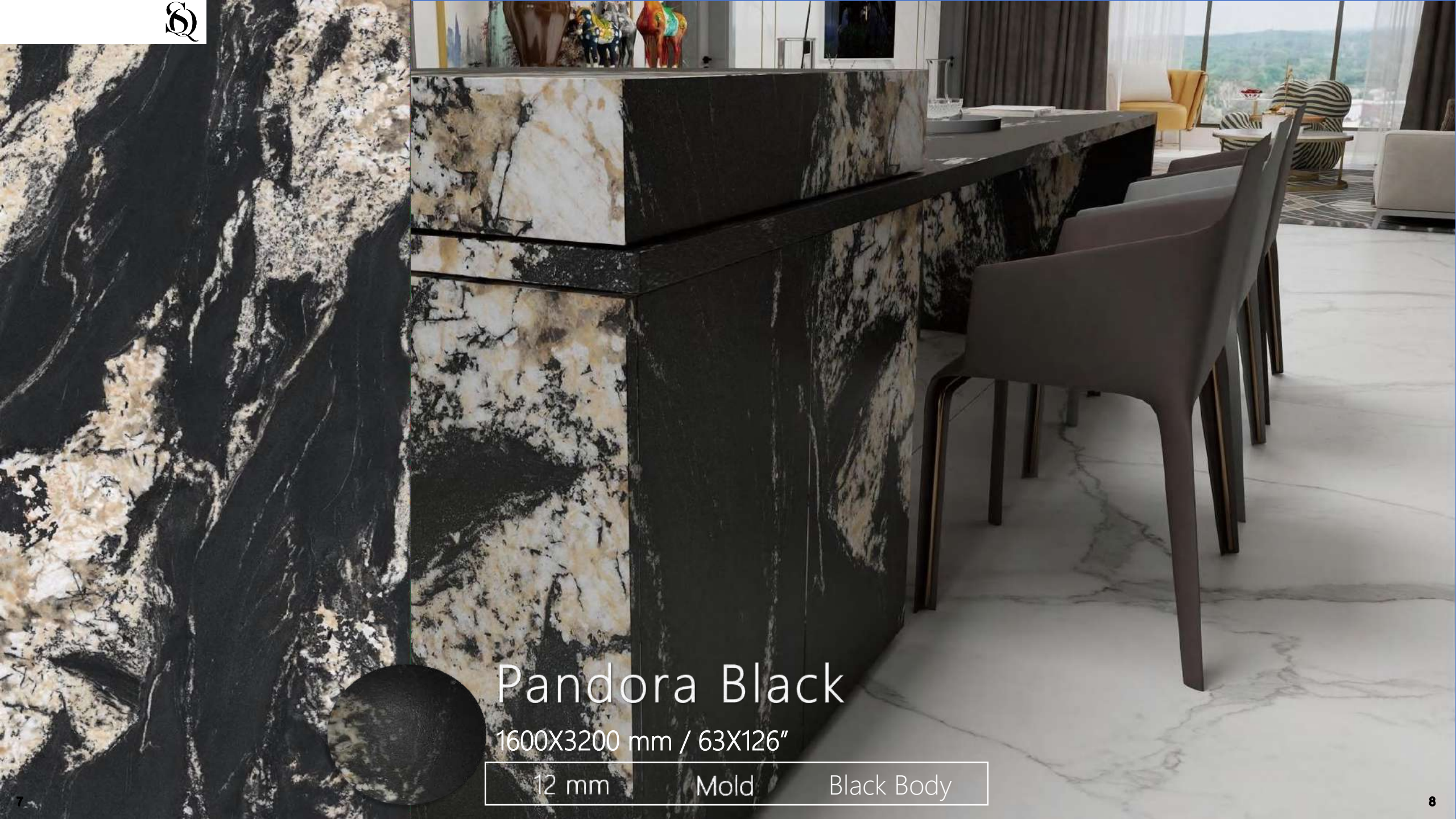
Napoleon Black

1600X3200 mm / 63X126"

12 mm

Mold

Black Body



Pandora Black

1600X3200 mm / 63X126"

12 mm

Mold

Black Body



Universe Black

1600X3200 mm / 63X126"

12 mm

Mold

Black Body



Annecy Sandal White

1600X3200 mm / 63X126"

12 mm

Mold

50 Degree



Anncy Sandal Beige

1600X3200 mm / 63X126"

12 mm

Mold

50 Degree



Diana Cream Beige

1600X3200 mm / 63X126"

12 mm

Mold

50 Degree



Medusa Ivory

1600X3200 mm / 63X126"

12 mm

Mold

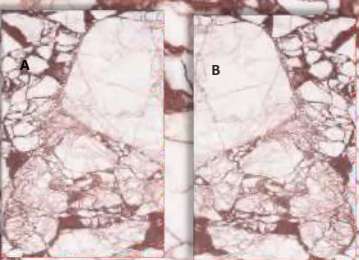

50 Degree



Medusa Apricot

1600X3200 mm / 63X126"

12 mm Mold 50 Degree



Royal Bvlgari

1600X3200 mm / 63X126"

12 mm Mold 50 Degree



Avocada

1600X3200 mm / 63X126"

12 mm

Mold

Black Body





Key Strengths of Sintered Stone

Durability King: Harder than quartz, more scratch/heat-resistant than all.

Zero Maintenance: No sealing, polishing, or special cleaners.

Design Freedom: Consistent color, larger slabs, thinner profiles (3-12mm).

Hybrid Performance: Marble's elegance + quartz's resilience + added UV/heat resistance.

Hygiene Champion: 100% non-porous → mold/bacteria cannot penetrate.

💎 When to Choose It:

Kitchens (heat/stain-heavy zones)

High-traffic floors & outdoor areas

Commercial spaces (hotels, restaurants)

Sleek, modern designs requiring large seamless surfaces

Let me know if you'd like cost comparisons or installation insights! 🔍



Ella

1600X3200 mm / 63X126"

12 mm Frosted 50 Degree



Moor White

1600X3200 mm / 63X126"

12 mm Frosted 50 Degree





Deer

1600X3200 mm / 63X126"

12 mm

Frosted

50 Degree





Libo White

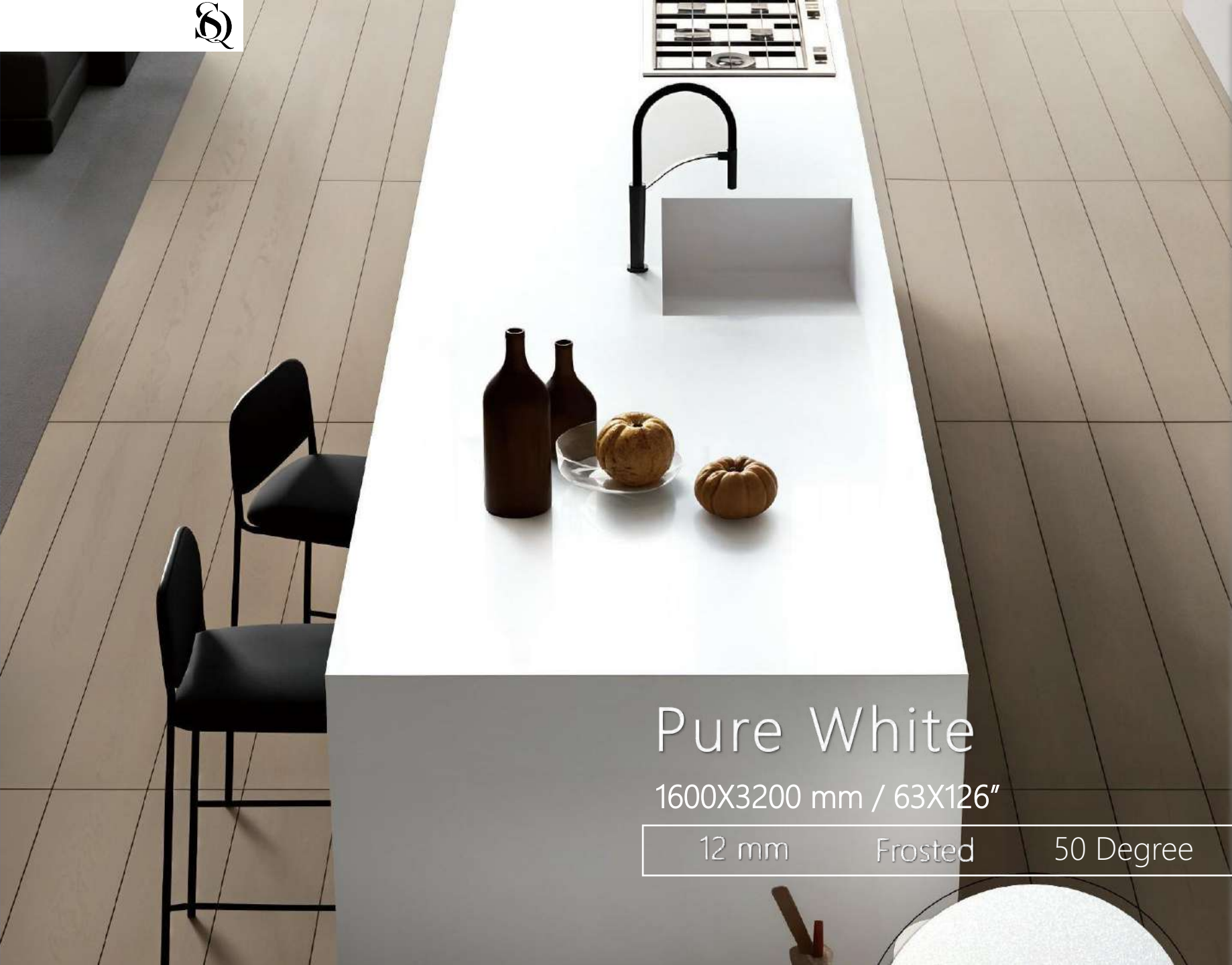
1600X3200 mm / 63X126"

12 mm

Frosted

50 Degree





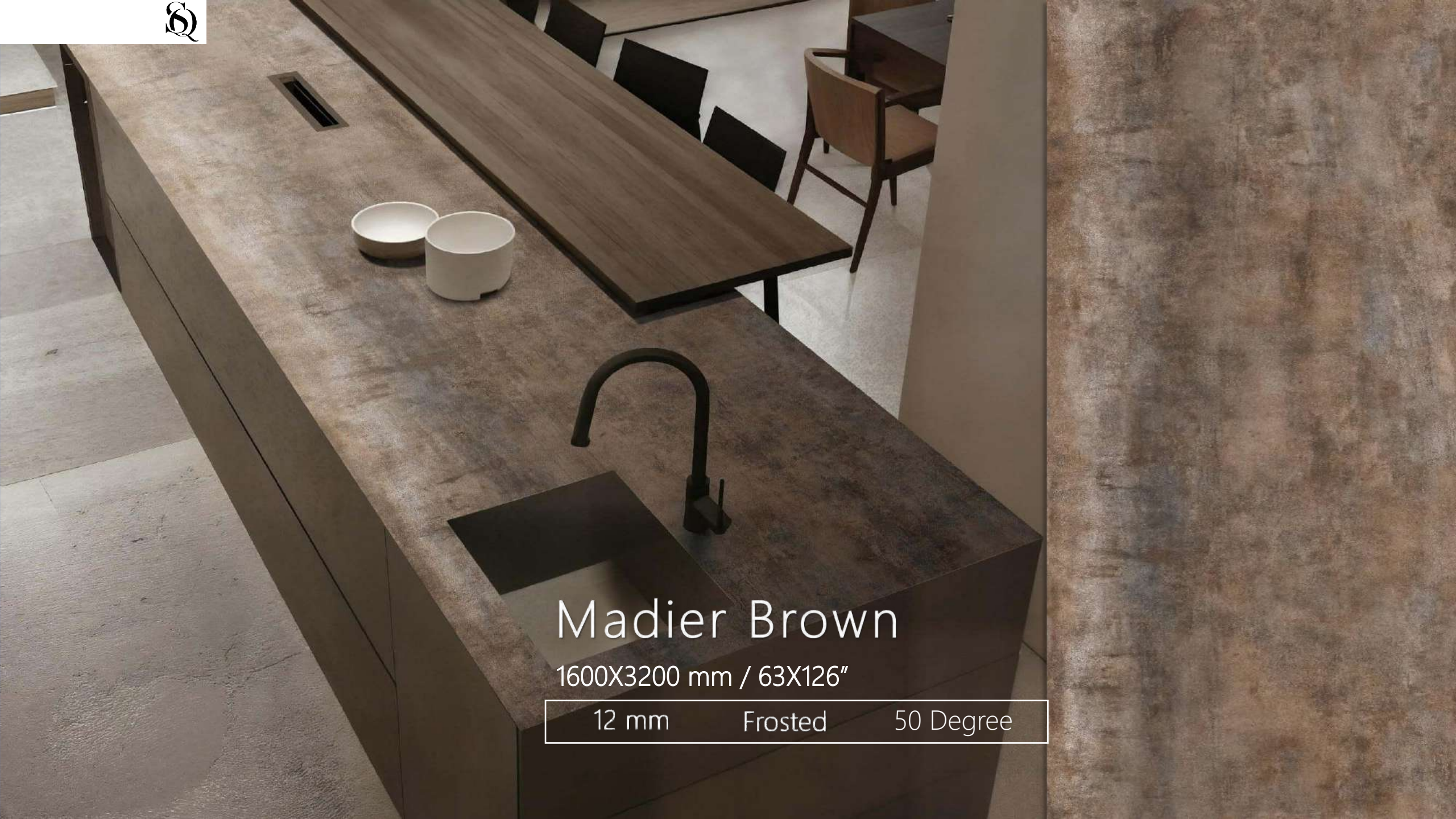
Pure White

1600X3200 mm / 63X126"

12 mm

Frosted

50 Degree



Madier Brown

1600X3200 mm / 63X126"

12 mm

Frosted

50 Degree



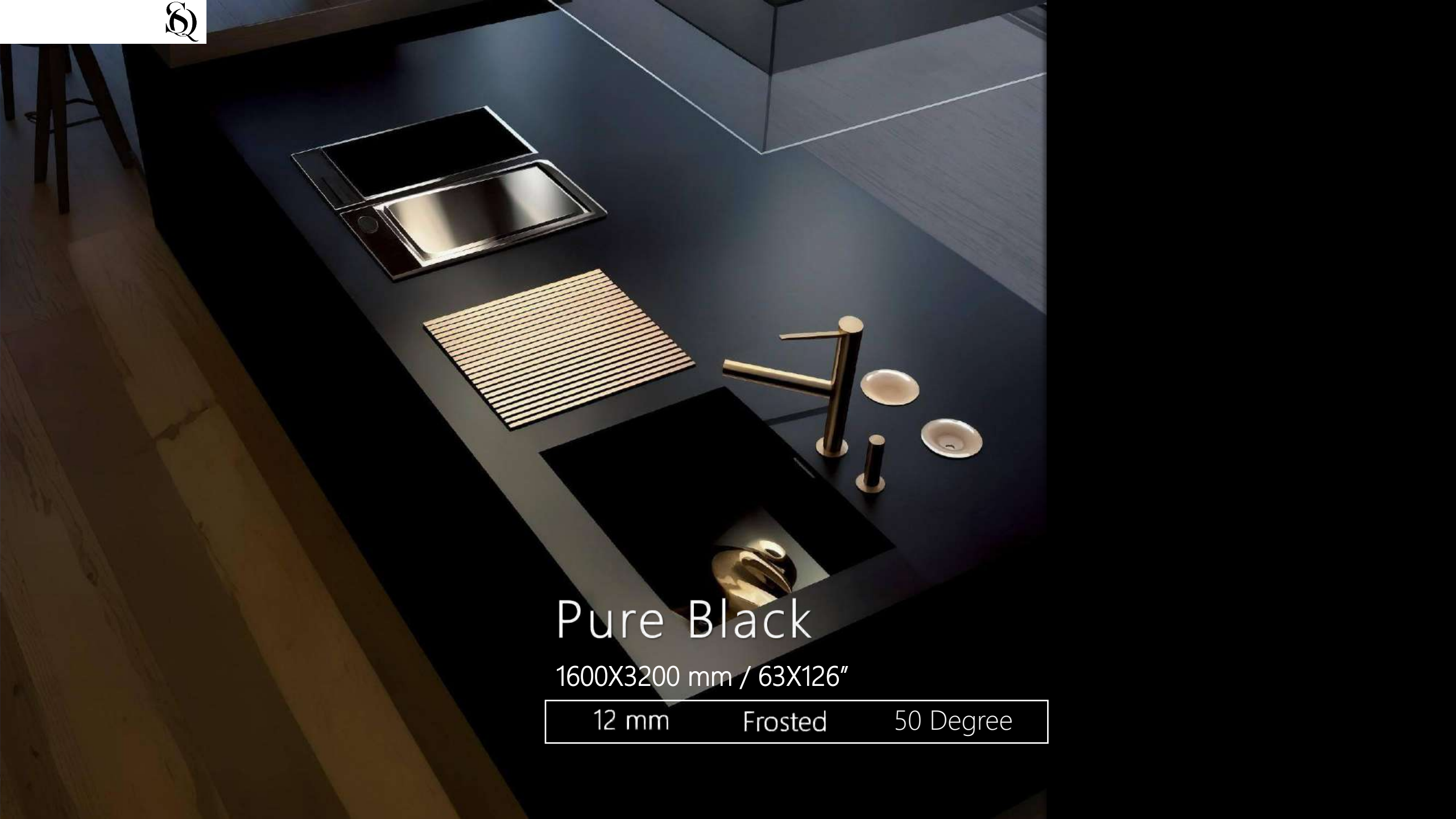
Corten

1600X3200 mm / 63X126"

12 mm

Frosted

50 Degree



Pure Black

1600X3200 mm / 63X126"

12 mm	Frosted	50 Degree
-------	---------	-----------



Australian Sandstone

1600X3200 mm / 63X126"

12 mm	Frosted	50 Degree
-------	---------	-----------




Sailu Grey

1600X3200 mm / 63X126"

12 mm

Frosted

50 Degree





Sabnis

1600X3200 mm / 63X126"

12 mm Frosted 50 Degree





Sky Black

1600X3200 mm / 63X126"

12 mm	Frosted	50 Degree
-------	---------	-----------





Raphael Black

1600X3200 mm / 63X126"

12 mm

Frosted

50 Degree



Cosmo Black

1600X3200 mm / 63X126"

12 mm

Frosted

50 Degree



Shanghai Blue

1600X3200 mm / 63X126"

12 mm

Frosted

50 Degree





Key Advantages of High-Glossy Surface Sintered Stone:

1. Stunning Visual Impact

Mirror-Like Shine: Creates a luxurious, sophisticated look that elevates any space.

Enhanced Light Reflection: Brightens rooms by bouncing light around, making kitchens feel larger and floors appear more expansive.

Modern Aesthetic: Delivers a sleek, high-end finish perfect for contemporary or minimalist designs.

2. Exceptional Durability

Scratch & Impact Resistant: Stands up to heavy foot traffic (floors) and daily kitchen wear (countertops).

Heat Resistant: Handles hot pots/pans directly on countertops without damage.

UV Stability: Gloss won't fade or yellow over time, even in sunlit areas.

3. Zero Porosity = Ultimate Hygiene

Stain-Proof: Spills (wine, oil, coffee) wipe away effortlessly—no sealing required.

Bacteria-Resistant: Non-porous surface prevents microbial growth, ideal for kitchens.

Easy Cleaning: Smooth gloss repels dirt; a damp cloth is usually all you need.

4. Design Versatility

Mimics Natural Stone/Marble: Offers realistic veining and depth without the maintenance.

Consistent Color & Pattern: Large-format slabs ensure seamless installations (minimal grout lines on floors).

Available in Bold Colors: Gloss intensifies deep hues (navy, emerald, onyx) for dramatic effects.

5. Practical for Floors & Countertops

Floors: Adds luminous depth; pairs well with underfloor heating.

Countertops: Transforms kitchens into showpieces while handling chopping, spills, and heat.

⚠ Note on Maintenance:

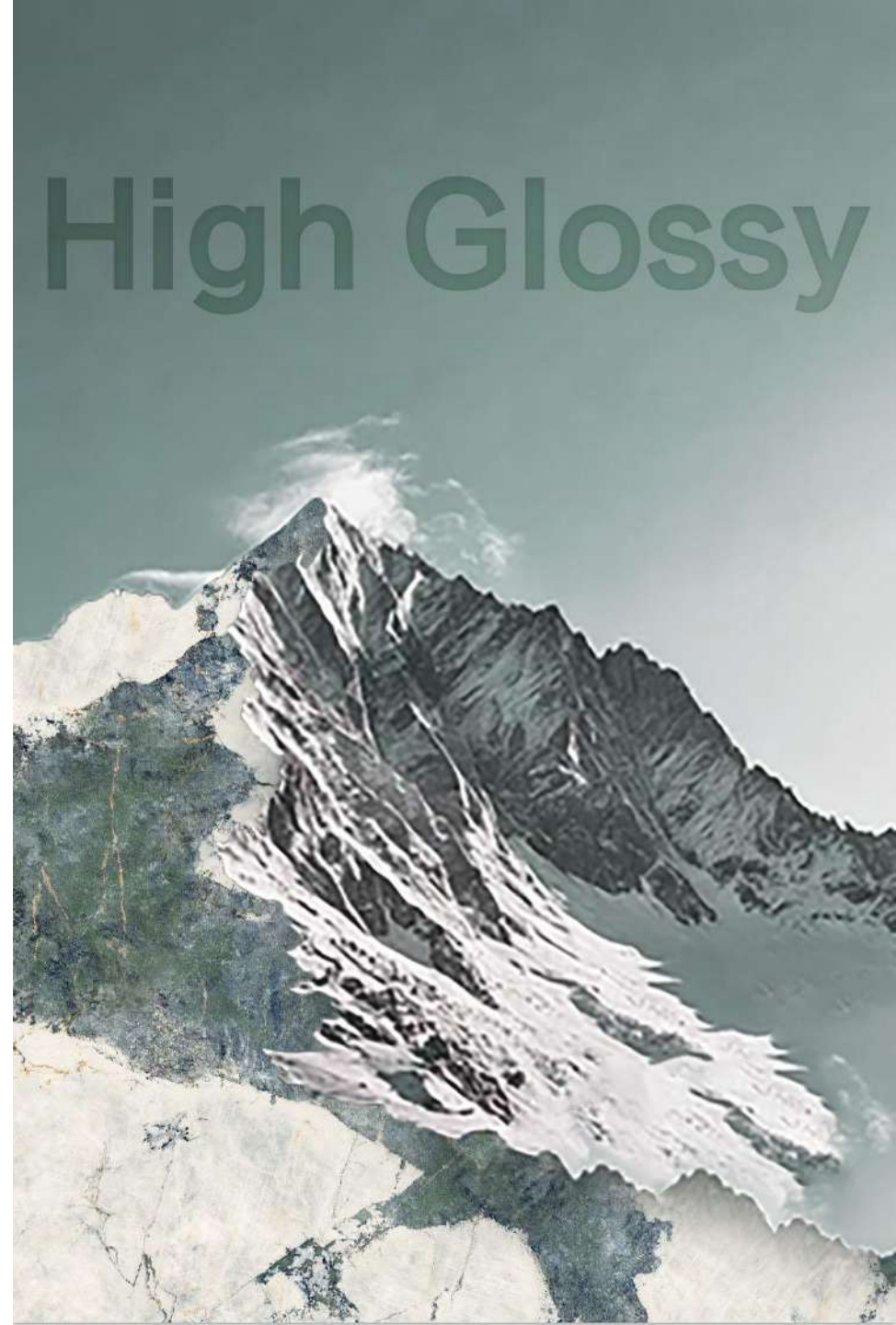
High-gloss surfaces show fingerprints, water spots, and dust more visibly than matte finishes. Regular wiping keeps them pristine—avoid abrasive cleaners to preserve shine.

💎 Why Choose Gloss?

It combines jaw-dropping beauty with extreme resilience, making it ideal for spaces where style meets heavy use. From gleaming kitchen islands to luminous floors, it turns surfaces into statement pieces that last decades.

Let me know if you'd like pros/cons vs. matte finishes!

High Glossy

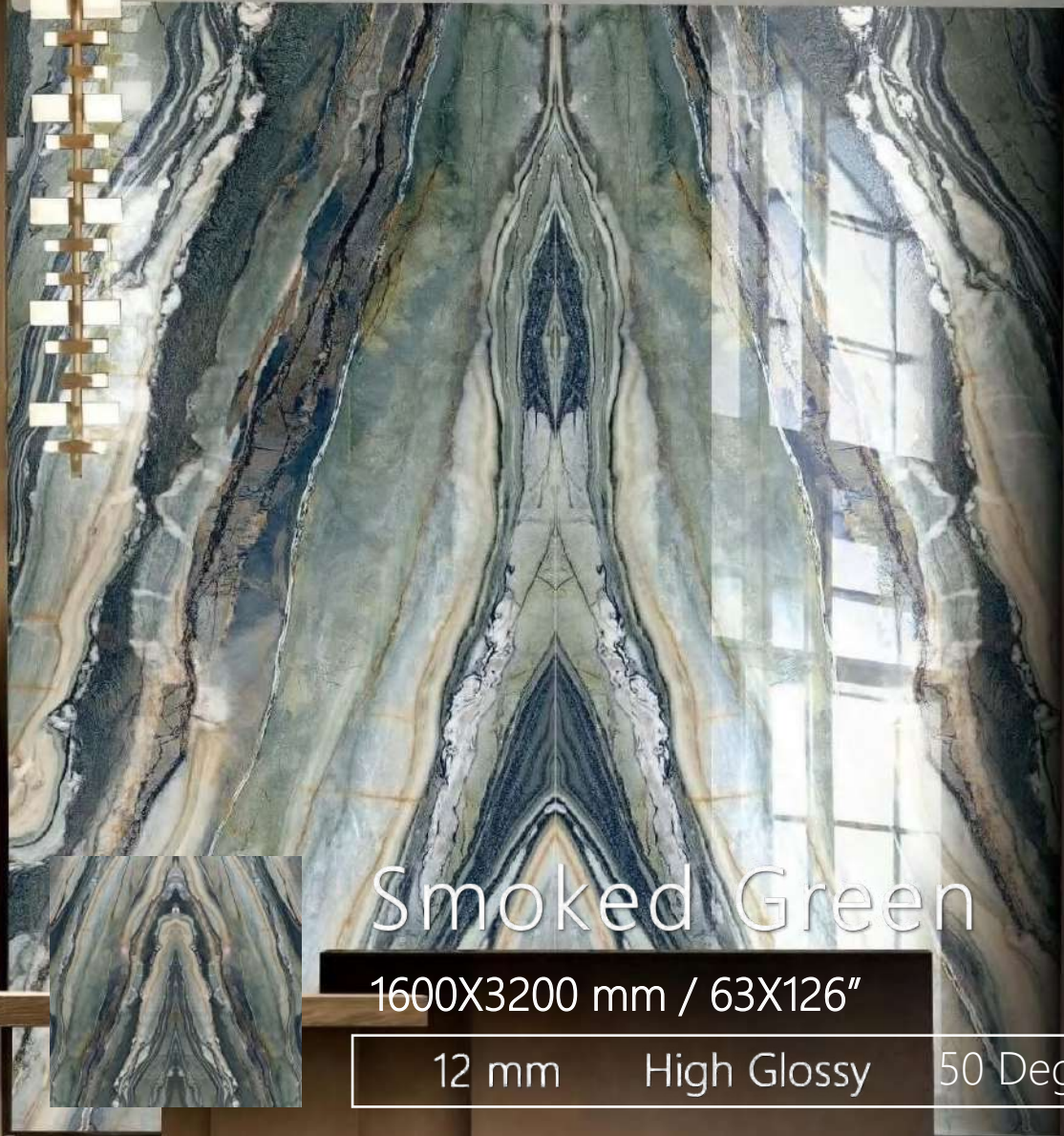




Malachite

1600X3200 mm / 63X126"

12 mm High Glossy 50 Degree



Smoked Green

1600X3200 mm / 63X126"

12 mm

High Glossy

50 Degree





Green Pines

1600X3200 mm / 63X126"

12 mm

RECEPTION

High Glossy

50 Degree



Onyx

1600X3200 mm / 63X126"

12 mm High Glossy 50 Degree






Loch Ness

1600X3200 mm / 63X126"

12 mm High Glossy 50 Degree




Pearlish Red

1600X3200 mm / 63X126"

12 mm

High Glossy

50 Degree





Interstellar Blue

1600X3200 mm / 63X126"

12 mm

High Glossy

50 Degree





Shanghai Blue
1600X3200 mm / 63X126"
12 mm High Glossy 50 Degree





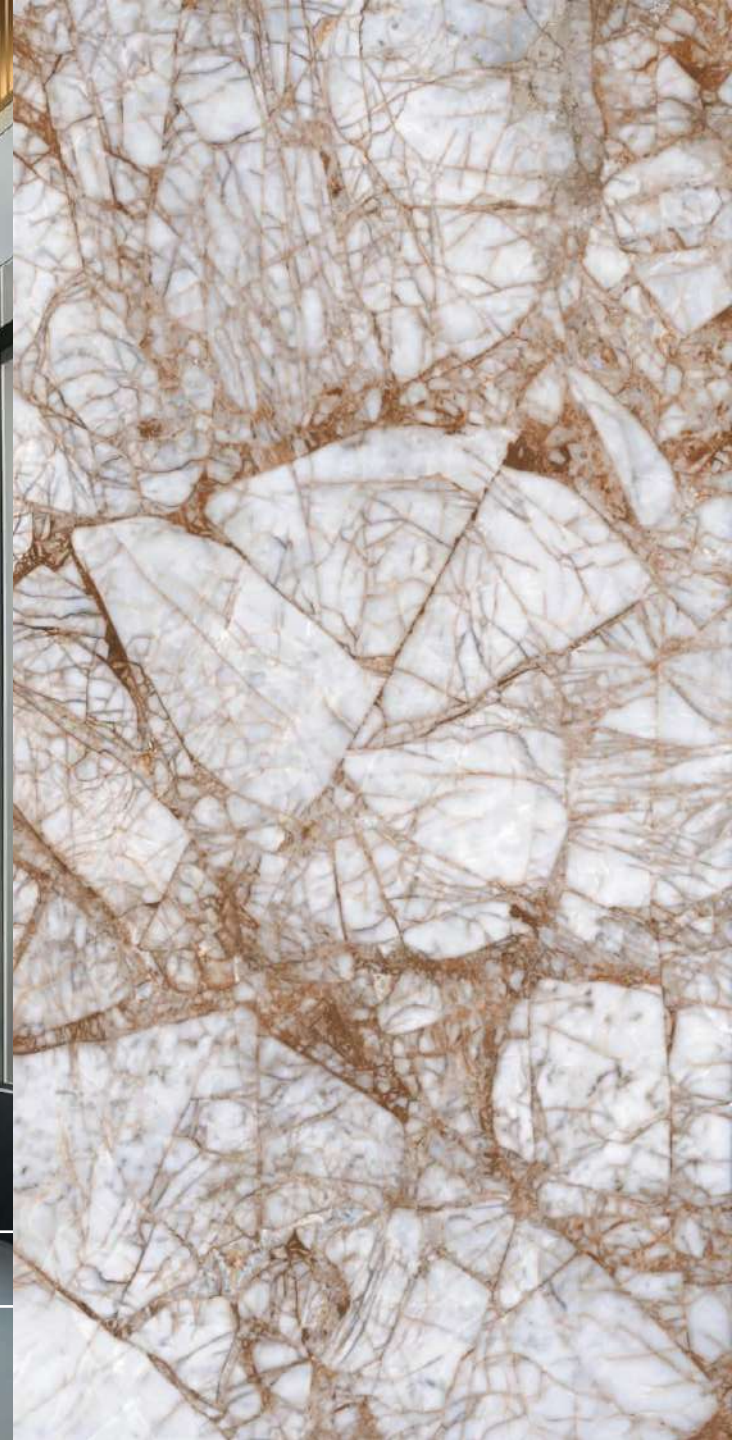
Bulgari Red

1600X3200 mm / 63X126"

12 mm

High Glossy

50 Degree





Golden Ink Stone

1600X3200 mm / 63X126"

12 mm High Glossy 50 Degree





Victoria Gold

1600X3200 mm / 63X126"

12 mm High Glossy 50 Degree



Smoked Pink

1600X3200 mm / 63X126"

12 mm High Glossy 50 Degree



Gucci Red

1600X3200 mm / 63X126"

12 mm High Glossy 50 Degree



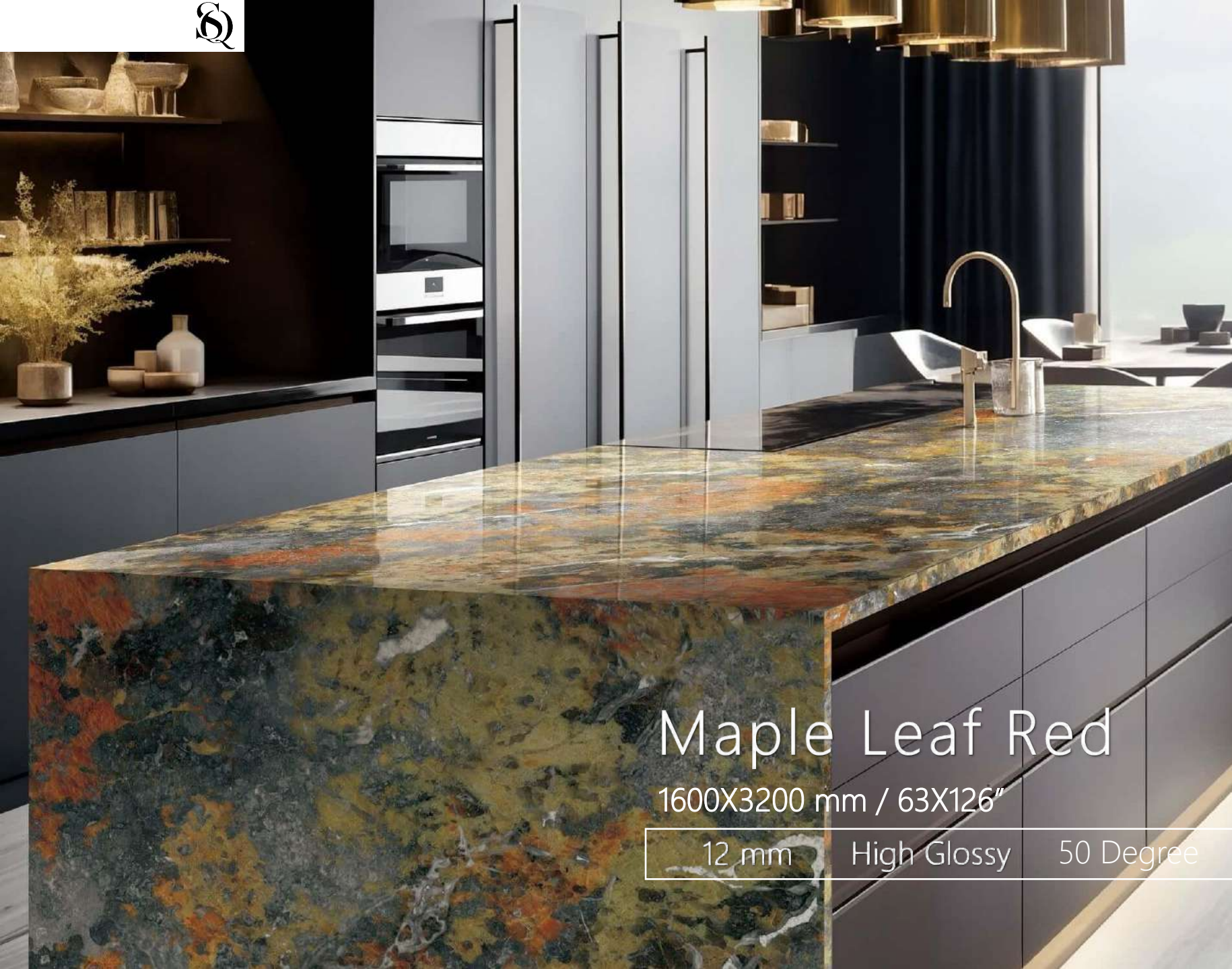
Monet's Garden

1600X3200 mm / 63X126"

12 mm

High Glossy

50 Degree



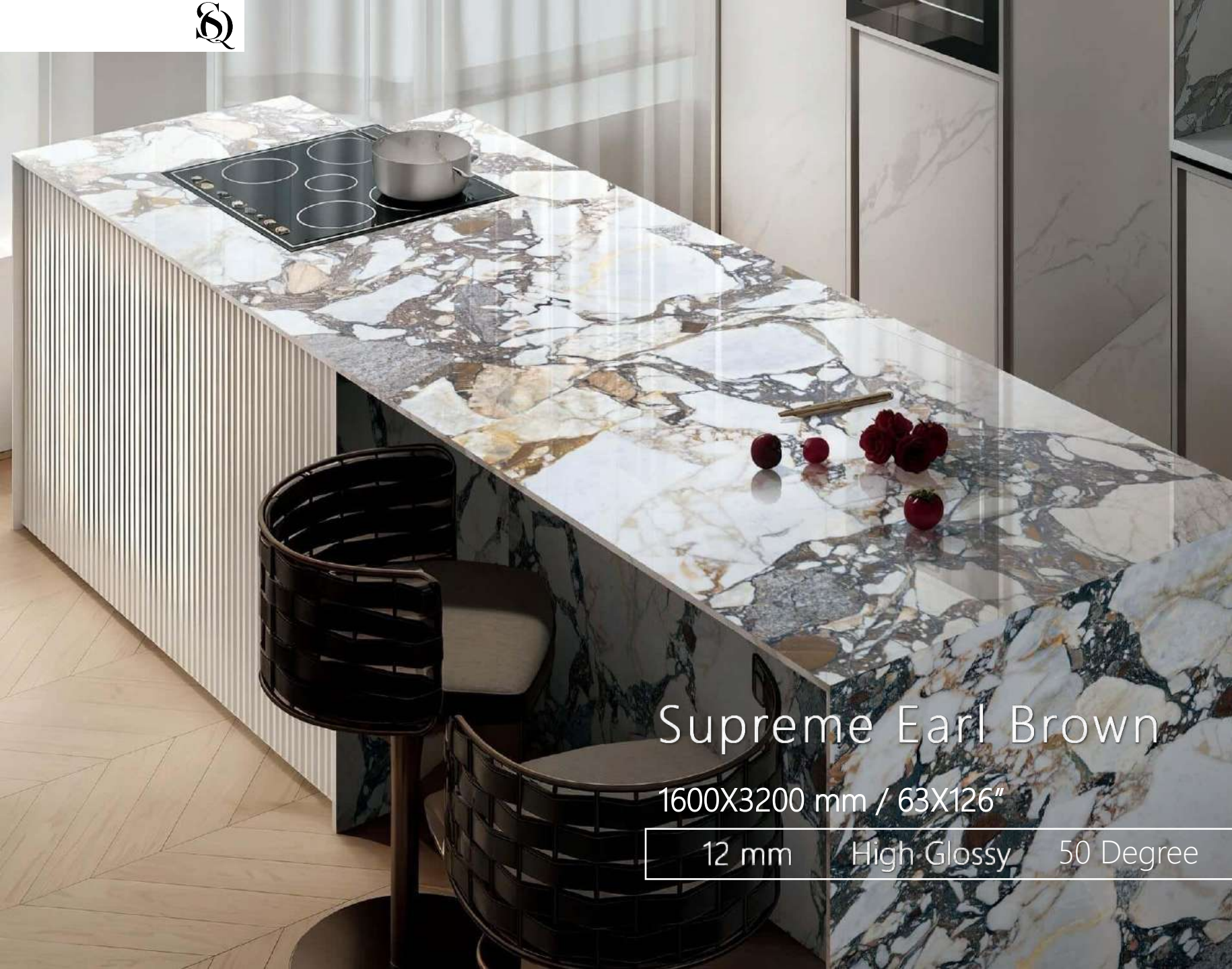
Maple Leaf Red

1600X3200 mm / 63X126"

12 mm

High Glossy

50 Degree



Supreme Earl Brown

1600X3200 mm / 63X126"

12 mm

High Glossy

50 Degree



Sapphire Blue

1600X3200 mm / 63X126"

12 mm High Glossy 50 Degree



Snow Lotus Pandora

1600X3200 mm / 63X126"

12 mm High Glossy 50 Degree




Shanghai Blue

1600X3200 mm / 63X126"

12 mm High Glossy 50 Degree





Supreme Blue

1600X3200 mm / 63X126"

12 mm High Glossy 50 Degree






Golden Silk

1600X3200 mm / 63X126"

12 mm

High Glossy

50 Degree



Shanghai Blue

1600X3200 mm / 63X126"

12 mm High Glossy 50 Degree





Vic Grey Jade

1600X3200 mm / 63X126"

12 mm

High Glossy

50 Degree





Santonrini

1600X3200 mm / 63X126"

12 mm

High Glossy

50 Degree





Pandora Quartzite

1600X3200 mm / 63X126"

12 mm High Glossy 50 Degree






Red Rock Jade

1600X3200 mm / 63X126"

12 mm High Glossy 50 Degree





Black Jade


1600X3200 mm / 63X126"

12 mm

High Glossy

50 Degree





Season Pink Green

1600X3200 mm / 63X126"

12 mm

High Glossy

50 Degree






Cold Jade

1600X3200 mm / 63X126"

12 mm High Glossy 50 Degree






Maka Season

1600X3200 mm / 63X126"

12 mm High Glossy 50 Degree






Avocado Green

1600X3200 mm / 63X126"

12 mm

High Glossy

50 Degree





Ethereal Beauty, Engineered Strength
Captivating Visual Drama

Depth & Movement: Veins flow like liquid jade—emerald greens, celadon mist, or icy whites—frozen in stone with organic, museum-quality artistry.

Light Interaction: Translucent layers catch light, creating a luminous, 3D effect impossible with printed laminates or quartz.

Timeless Luxury: Channels the mystique of imperial Chinese jade, yet suits modern, minimalist, or opulent designs.

Flawless Durability

Scratch Immunity: Harder than steel (Mohs 6-7)—resists knives, utensils, and abrasives that would scar natural jade or marble.

Heat Fortress: Withstands direct contact with hot pots (up to 1300°C), unlike resin-based quartz or brittle marble.

Zero-Porosity Shield: Immune to stains (wine, oil, turmeric) and bacterial penetration—no sealing ever required.

Effortless Practicality

Hassle-Free Cleaning: Wipe with water/mild soap; no polishes, waxes, or specialty cleaners.

UV Stability: Color won't fade on sunlit kitchen islands or outdoor counters (unlike quartz or solid surface).


Hygienic Surface: Non-porous → mold/mildew cannot take root—ideal for kitchens and wet bars.

Design Versatility

Seamless Flow: Large-format slabs (up to 160"x320") enable waterfall edges, integrated backsplashes, and minimal joints.


Consistency: Patterns are artistically curated, avoiding natural stone's unpredictability while retaining organic charm.

Edge Profiles: Precision-cut edges (mitered, beveled, etc.) enhance the "carved gem" illusion.





Huanglong Jade



1600X3200/ 63X126" 12mm Glossy 50 Degree

Imperial Topaz



1600X3200/ 63X126" 12mm Glossy 50 Degree

Icy Yellow Topaz



1600X3200/ 63X126" 12mm Glossy 50 Degree

Linglong Jade



1600X3200/ 63X126" 12mm Glossy 50 Degree



Golden Silk Jade



1600X3200/ 63X126" 12mm **Glossy** 50 Degree

Golden Silk White



1600X3200/ 63X126" 12mm **Glossy** 50 Degree

Dark Jade



1600X3200/ 63X126" 12mm **Glossy** 50 Degree

Pera Pink



1600X3200/ 63X126" 12mm **Glossy** 50 Degree



Polly Sapphire



1600X3200/ 63X126" 12mm | Glossy 50 Degree

Persian Cyan




1600X3200/ 63X126" 12mm | Glossy 50 Degree

Golden Veined



1600X3200/ 63X126" 12mm | Glossy 50 Degree
Matt 50 Degree


Norway Ice Jade



1600X3200/ 63X126" 12mm | Glossy 50 Degree



Fanta Spessartine



1600X3200/ 63X126" 12mm **Glossy** 50 Degree

Os Ice Jade



1600X3200/ 63X126" 12mm **Glossy** 50 Degree

Butanik Green



1600X3200/ 63X126" 12mm **Glossy** 50 Degree

Calacatta Gold



1600X3200/ 63X126" 12mm **Glossy** 50 Degree



Varosha Cyan Jade



1600X3200/ 63X126" 12mm **Glossy** 50 Degree

Glacier White



1600X3200/ 63X126" 12mm **Glossy** 50 Degree

Swarovski Crystal Jade



1600X3200/ 63X126" 12mm **Glossy** 50 Degree

Unreal Green



1600X3200/ 63X126" 12mm **Glossy** 50 Degree



Hetian White Jade



1600X3200/ 63X126" 12mm Glossy 50 Degree

Jadeite



1600X3200/ 63X126" 12mm Glossy 50 Degree

Jadeite Green



1600X3200/ 63X126" 12mm Glossy 50 Degree

Turquoise



1600X3200/ 63X126" 12mm Glossy 50 Degree



Glacial White Jade



1600X3200/ 63X126" 12mm Glossy 50 Degree

White Jade




1600X3200/ 63X126" 12mm Glossy 50 Degree

Huangyu Jade



1600X3200/ 63X126" 12mm Glossy 50 Degree

Kylin Jade



1600X3200/ 63X126" 12mm Glossy 50 Degree



The Poetry of Wood, Perfected in Stone
Authentic Warmth, Zero Weakness

Nature's Soul, Captured: Grain patterns replicate rare woods (teak, oak, walnut) with microscopic fidelity—without knots, cracks, or inconsistencies of real timber.

Tactile Deception: Matte/textured finishes mimic wood's feel—warm underfoot, gentle to touch—yet defy splinters, warping, or swelling.

Where Real Wood Would Fail

Water's Nemesis: Impervious to spills, steam, or humidity—ideal for bathrooms, poolsides, and kitchens (no sealing, no swelling).

Fire's Foe: Non-combustible (A1 fire-rated) vs. wood's vulnerability. Hot pans? No scorch marks.

Sunlight's Victory: UV-stable for decades—no fading, yellowing, or bleaching on sun-drenched patios.

Design Alchemy

Biophilic Harmony: Brings forests indoors for wellness-focused spaces—without sacrificing modernity.

Scale & Seamlessness: 3200x1600mm slabs create uninterrupted "wood" floors/walls—no awkward joints.


Contrast Play: Pair concrete-look walls with "oak" countertops for raw-yet-refined tension.

Silent Strength

Heavy Traffic Endurance: Scratches? Pet claws? Furniture drag? Surface laughs (Mohs 7 hardness).

Chemical Immunity: Resists acids, oils, cleaners that would etch stone or stain wood.

Thermal Bridge: Works flawlessly with underfloor heating—no cracking or gapping.






Phoebe



1600X3200/ 63X126" 12mm **Matt** 50 Degree

Burton



1600X3200/ 63X126" 12mm **Carvng** 50 Degree

Egger Wooden



1600X3200/ 63X126" 12mm **Carvng** 50 Degree

Fulongmu



1600X3200/ 63X126" 12mm **Carvng** 50 Degree



Burmese Wood



1600X3200/ 63X126" 12mm **Soft** 50 Degree

Orchid Pavilion Camphor



1600X3200/ 63X126" 12mm **Matt** 50 Degree

Oka



1600X3200/ 63X126" 12mm **Matt** 50 Degree

Italian Brown Wood



1600X3200/ 63X126" 12mm **Matt** 50 Degree



Walnut Wood



1600X3200/ 63X126" 12mm **Mold** 50 Degree

Red Maple Wood



1600X3200/ 63X126" 12mm **Mold** 50 Degree

White Maple



1600X3200/ 63X126" 12mm **Mold** 50 Degree

Solid Wood



1600X3200/ 63X126" 12mm **Mold** 50 Degree



Italian Beige Wood



1600X3200/ 63X126" 12mm **Matt** 50 Degree

Italian Walnut



1600X3200/ 63X126" 12mm **Matt** 50 Degree

Cherry Wood



1600X3200/ 63X126" 12mm **Mold** 50 Degree

Solid Wood



1600X3200/ 63X126" 12mm **Matt** 50 Degree



The Timeless Soul of Stone, Perfected
Authentic Patina, Zero Fragility

Nature's Poetry Preserved: Captures travertine's organic cavities, layered striations, and honeyed hues (ivory, walnut, fog) with microscopic precision—without the brittleness or porosity of real stone.

Tactile Heritage: Textured finishes mimic travertine's time-worn touch—warm, earthy, subtly uneven—yet repel chips, cracks, and weathering.

Where Natural Travertine Fails

Water's Silent Victory: Impervious to spills, acids, or freeze-thaw cycles (no sealing!). Ideal for showers, pool decks, and wet kitchens—real travertine stains/erodes.

Stain Immunity: Wine, oil, coffee wipe clean; no darkening in pores. Real travertine traps dirt forever.

Weightless Strength: 1/3 the weight of natural stone—enables cladding high-rises or curved walls without structural reinforcement.

Design Alchemy

Organic Modernism: Bridges raw, earthy texture with sleek minimalism. Pair with steel or glass for tension.

Seamless Scale: 3200x1600mm slabs create vast "quarry-fresh" walls/floors—no patchy joins.


Light Play: Cavities catch shadows and light, adding 3D depth without collecting grime.

Silent Guardian

Scratch/Fade Resistance: Mohs 7 hardness laughs off heels, furniture drag, and UV rays (real travertine scratches/chalks).

Thermal Fortitude: Withstands sauna heat, icy temps, or hot pans—no cracking or thermal shock.

Hygienic Surface: Zero pores harbor no mold/bacteria—critical for bathrooms and kitchens.






Roman Travertine



1600X3200/ 63X126" 12mm
Glossy 50 Degree
Matt 50 Degree
Soft 50 Degree

Roman Travertine Beige



1600X3200/ 63X126" 12mm Glossy 50 Degree

Golden Travertine



1600X3200/ 63X126" 12mm Glossy 50 Degree

Red Travertine



1600X3200/ 63X126" 12mm Glossy 50 Degree



Roman Travertine Beige




1600X3200/ 63X126" 12mm **Glossy** 50 Degree
Matt 50 Degree

Italian Red Travertine




1600X3200/ 63X126" 12mm **Carvng** 50 Degree

Venice Brown



1600X3200/ 63X126" 12mm **Carvng** 50 Degree

Greek White



1600X3200/ 63X126" 12mm **Carvng** 50 Degree




Travertine



1600X3200/ 63X126" 12mm **Glossy** 50 Degree
Matt 50 Degree

Roman Travertine Ash



1600X3200/ 63X126" 12mm **Matt** 50 Degree

Caesar Travertine Silver



1600X3200/ 63X126" 12mm **Matt** 50 Degree

Caesar Travertine Beige



1600X3200/ 63X126" 12mm **Matt** 50 Degree



Travertino Romano



1600X3200/ 63X126" 12mm
Glossy 50 Degree
Matt 50 Degree
Soft 50 Degree

Lane Crawford Nero



1600X3200/ 63X126" 12mm **Matt** 50 Degree

Lane Crawford Grey



1600X3200/ 63X126" 12mm **Matt** 50 Degree

Flo Stone



1600X3200/ 63X126" 12mm **Matt** 50 Degree



Travertino Soft



1600X3200/ 63X126" 12mm
Glossy 50 Degree
Matt 50 Degree
Soft 50 Degree

Roman Travertine Beige



1600X3200/ 63X126" 12mm **Matt** 50 Degree

Italian Travertine Ivory



1600X3200/ 63X126" 12mm **Matt** 50 Degree

Polis Travertine Beige



1600X3200/ 63X126" 12mm **Matt** 50 Degree



SEASON



🌸 SPRING

"When thawing earth dons tender green and rain,
This slab stands vigilant—a stoic plain.
No swell, no crack from frost's retreating sting,
Unmoved by dew or bloom's awakening.
Pollen may dust its face, yet wipes away—
A seamless dawn that greets the lengthening day."
Virtue: Humidity-proof • Effortless cleaning • Thermal stability

* SUMMER

"Beneath Apollo's fierce, unyielding gaze,
It scorns the heat that warps and fades frail clay.
Where lemonade spills bright and berries bleed,
No stain intrudes, no anxious plea to heed.
Cool to the touch, yet laughs at pot or flame—
A hearth's own calm in summer's blazing game."
Virtue: UV resistance • Stain immunity • Heat defiance (1300°C)

🍂 AUTUMN

"When russet leaves like shattered amber fall,
And harvest's crush demands resilience tall—
Knife, spice, and vine shall test in vain their might,
No scratch adorns its unyielding rite.
Earth-toned and true, with wood or travertine grace,
It bears life's feast without a flaw or trace."
Virtue: Scratch resistance • Authentic textures (wood/stone) • Hygienic surface

❄️ WINTER

"As ice descends in crystalline array,
Its strength outshines the sun's retreating ray.
Salt's cruel kiss, snow's melt, or hearth's warm breath—
No chip, no crack, defying winter's death.
Silent and sure 'neath gray and weighted skies,
A fortress where time's weary sigh stills lies."
Virtue: Frost resistance • Thermal shock proof • Stainless against salts/chemicals



Hermes Orange



1600X3200/ 63X126" 12mm **Glossy** 50 Degree

Brown White



1600X3200/ 63X126" 12mm **Glossy** 50 Degree

Rheinstone



1600X3200/ 63X126" 12mm **Carvng** 50 Degree

Desert



1600X3200/ 63X126" 12mm **Carvng** 50 Degree



Feynmanry

Tim

Fishbelly White

Burton



1600X3200/ 63X126" 12mm Carvng 50 Degree

1600X3200/ 63X126" 12mm Glossy 50 Degree

1600X3200/ 63X126" 12mm Carvng 50 Degree

1600X3200/ 63X126" 12mm Carvng 50 Degree



Top Cold River Snow



1600X3200/ 63X126" 12mm Carvng 50 Degree

Bulgari White



1600X3200/ 63X126" 12mm Carvng 50 Degree

Bulgari Purple



1600X3200/ 63X126" 12mm Carvng 50 Degree

Greek White



1600X3200/ 63X126" 12mm Glossy 50 Degree




Latina

Nick Grey

Nick Beige

Nick Ivory



1600X3200/ 63X126" 12mm **Matt** 50 Degree

1600X3200/ 63X126" 12mm **Matt** 50 Degree

1600X3200/ 63X126" 12mm **Matt** 50 Degree

1600X3200/ 63X126" 12mm **Matt** 50 Degree



Golden Time



1600X3200/ 63X126" 12mm Glossy 50 Degree

Golden Time



1600X3200/ 63X126" 12mm Glossy 50 Degree

Venice Brown



1600X3200/ 63X126" 12mm Glossy 50 Degree

Greek White



1600X3200/ 63X126" 12mm Glossy 50 Degree



Qinshan



1600X3200/ 63X126" 12mm **Matt** 50 Degree

Antalya



1600X3200/ 63X126" 12mm **Matt** 50 Degree

Royal Beige



1600X3200/ 63X126" 12mm **Matt** 50 Degree

Sandstone beige



1600X3200/ 63X126" 12mm **Matt** 50 Degree



Nordic Rock



1600X3200/ 63X126" 12mm **Matt** 50 Degree

Andean Gris



1600X3200/ 63X126" 12mm **Matt** 50 Degree

Andean Grey



1600X3200/ 63X126" 12mm **Matt** 50 Degree

Andean Banco



1600X3200/ 63X126" 12mm **Matt** 50 Degree



Golden Time



1600X3200/ 63X126" 12mm Glossy 50 Degree

Mona Grey



1600X3200/ 63X126" 12mm Glossy 50 Degree

Shangri La Pandora



1600X3200/ 63X126" 12mm Glossy 50 Degree

Autumn Maple



1600X3200/ 63X126" 12mm Glossy 50 Degree



Blanca



1600X3200/ 63X126" 12mm Glossy 50 Degree

Lawrence



1600X3200/ 63X126" 12mm Glossy 50 Degree

Camus Gold



1600X3200/ 63X126" 12mm Glossy 50 Degree

Vast Ocean



1600X3200/ 63X126" 12mm Glossy 50 Degree



Cloud Golden



1600X3200/ 63X126" 12mm **Glossy** 50 Degree
Matt 50 Degree

Famu Grey



1600X3200/ 63X126" 12mm **Matt** 50 Degree

Super White



1600X3200/ 63X126" 12mm **Matt** 50 Degree

Vast Ocean



1600X3200/ 63X126" 12mm **Matt** 50 Degree



The Divine Deception: Marble Perfected

1. Aesthetics Beyond Nature

Vein Sorcery: Hyper-realistic replication of Carrara's whispers, Calacatta's drama, or Nero Marquina's depth—without natural stone's inconsistencies or fissures.

Light Alchemy: Gloss, honed, or silk finishes amplify depth; veins appear to move under light, rivaling Michelangelo's muse.

Designer's Dream: Consistent patterning across limitless slabs—no patchwork seams or wasted offcuts.

2. Defying Marble's Tragic Flaws

Natural Marble's Weakness

Stains like a weeping canvas
Scratches/etches with a glance
Cracks under heat's caress
Demands yearly sealing rites
3. Liberating Applications

Marble Sintered Stone's Triumph

Impervious fortress: Wine, oil, turmeric wipe clean—zero porosity.
Diamond-hard resolve (Mohs 6-7): Resists knives, acids, abrasives.
Born in fire (1300°C):Laughs at hot pans, UV rays, thermal shock.
Eternal youth: No sealing, polishing, or prayers.

Weightless Grandeur: 3mm-thin slabs clad curves, ceilings, elevators—impossible for heavy natural stone.

Outdoor Immortality: UV-stable for balconies, facades—no yellowing or erosion.

Hygiene Sanctum: Bacteria-resistant surface for hospitals, kitchens—where marble fears to tread.

4. Conscious Luxury

Ethical Elegance: No quarry scars—crafted from recycled minerals.

Cost Wisdom: 30% lower lifetime cost vs. marble (no maintenance, breakage, replacement).

Eco-Shield: Zero VOC emissions; 100% recyclable.

Why This Isn't Imitation—It's Evolution


"It captures Carrara's soul but gifts it Prometheus's resilience—a sublime lie that outlives truth."

Design Superpowers:

Vein Direction Control: Craft dramatic book-matched waterfalls or seamless oceans of stone.

Edge Illusions: Precision-cut miters create "solid marble" illusions at 1/3 the weight.

Texture Symphony: From polished gloss to honed silk—each finish sings a different aria.





Karen Sia

1600X3200 mm / 63X126"


12 mm Glossy 50 Degree



Nebula Jade

1600X3200 mm / 63X126"

12 mm Glossy 50 Degree





New York

1600X3200 mm / 63X126"

12 mm Glossy 50 Degree



Huashan White

1600X3200 mm / 63X126"

12 mm Glossy 50 Degree





Snow Mountain Fox

1600X3200 mm / 63X126"

12 mm Glossy 50 Degree



Patek Philippe

1600X3200 mm / 63X126"

12 mm Glossy 50 Degree





Taj Mahaj

1600X3200 mm / 63X126"

12 mm	Glossy	50 Degree
	Matt	50 Degree



Cloud Vein

1600X3200 mm / 63X126"

12 mm	Glossy	50 Degree
-------	--------	-----------





Serene Blue

1600X3200 mm / 63X126"

12 mm Glossy 50 Degree



Peacock Malachite

1600X3200 mm / 63X126"

12 mm Glossy 50 Degree





White Golden Sandstone

1600X3200 mm / 63X126"


12 mm Glossy 50 Degree



Golden Vein Ivory White

1600X3200 mm / 63X126"

12 mm Glossy 50 Degree





Natta

1600X3200 mm / 63X126"

12 mm Glossy 50 Degree



Similan Gold

1600X3200 mm / 63X126"

12 mm Glossy 50 Degree





Mirror Pandora

1600X3200 mm / 63X126"

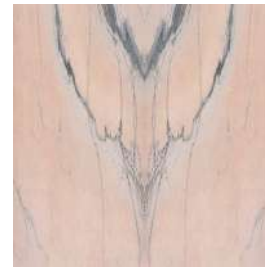
12 mm	Glossy	50 Degree
	Matt	50 Degree



Italian Smoked Pink

1600X3200 mm / 63X126"

12 mm	Glossy	50 Degree
-------	--------	-----------





Pandora Brazil

1600X3200 mm / 63X126"

12 mm Glossy 50 Degree



Venice Brown

1600X3200 mm / 63X126"

12 mm Glossy 50 Degree





Venice Brown Dark

1600X3200 mm / 63X126"

12 mm Glossy 50 Degree



Venice Brown Light

1600X3200 mm / 63X126"

12 mm Glossy 50 Degree





Taji

1600X3200 mm / 63X126"

12 mm	Glossy	50 Degree
	Soft	50 Degree



Golden Pandora

1600X3200 mm / 63X126"

12 mm	Glossy	50 Degree
-------	--------	-----------





Premium Pink

1600X3200 mm / 63X126"

12 mm Glossy 50 Degree



Venice White

1600X3200 mm / 63X126"

12 mm Glossy 50 Degree





LingLong White

1600X3200 mm / 63X126"

12 mm Glossy 50 Degree



Venice White

1600X3200 mm / 63X126"

12 mm Glossy 50 Degree





Premium Pink

1600X3200 mm / 63X126"

12 mm Glossy 50 Degree



Louis Blue

1600X3200 mm / 63X126"

12 mm Glossy 50 Degree





Golden Time



1600X3200/ 63X126" 12mm Glossy 50 Degree

Golden Time




1600X3200/ 63X126" 12mm Glossy 50 Degree

Venice Brown



1600X3200/ 63X126" 12mm Glossy 50 Degree

Cyprus Grey



1600X3200/ 63X126" 12mm Glossy 50 Degree




Andean Brown



1600X3200/ 63X126" 12mm Glossy 50 Degree

Blue Phantom



1600X3200/ 63X126" 12mm Glossy 50 Degree

Lauder



1600X3200/ 63X126" 12mm Glossy 50 Degree

Chaise Red



1600X3200/ 63X126" 12mm Glossy 50 Degree



Golden Time



1600X3200/ 63X126" 12mm Glossy 50 Degree

Panda White Single



1600X3200/ 63X126" 12mm Glossy 50 Degree

New Ireland Greey



1600X3200/ 63X126" 12mm Glossy 50 Degree

Greek White



1600X3200/ 63X126" 12mm Glossy 50 Degree



Golden Time



1600X3200/ 63X126" 12mm Glossy 50 Degree

Golden Time



1600X3200/ 63X126" 12mm Glossy 50 Degree

Venice Brown



1600X3200/ 63X126" 12mm Glossy 50 Degree


Pandora Brazil



1600X3200/ 63X126" 12mm Glossy 50 Degree




Golden Time



1600X3200/ 63X126" 12mm Glossy 50 Degree

Golden Time



1600X3200/ 63X126" 12mm Glossy 50 Degree

Crimea



1600X3200/ 63X126" 12mm Glossy 50 Degree


Greek White



1600X3200/ 63X126" 12mm Glossy 50 Degree



Golden Time



1600X3200/ 63X126" 12mm Glossy 50 Degree

Golden Time



1600X3200/ 63X126" 12mm Glossy 50 Degree

Venice Brown



1600X3200/ 63X126" 12mm Glossy 50 Degree

Greek White



1600X3200/ 63X126" 12mm Glossy 50 Degree



Loewe

Constantine

Lawrence

Dorsenville



1600X3200/ 63X126" 12mm **Glossy** 50 Degree

1600X3200/ 63X126" 12mm **Glossy** 50 Degree

1600X3200/ 63X126" 12mm **Glossy** 50 Degree

1600X3200/ 63X126" 12mm **Glossy** 50 Degree




Submerged Dragon



1600X3200/ 63X126" 12mm Glossy 50 Degree

Golden Time



1600X3200/ 63X126" 12mm Glossy 50 Degree

Peacock Malachite



1600X3200/ 63X126" 12mm Glossy 50 Degree

Sapphire Blue



1600X3200/ 63X126" 12mm Glossy 50 Degree



Okapi White



1600X3200/ 63X126" 12mm Glossy 50 Degree

Clouds



1600X3200/ 63X126" 12mm Glossy 50 Degree

Bulg Grey



1600X3200/ 63X126" 12mm Glossy 50 Degree

Chocolate Grey



1600X3200/ 63X126" 12mm Glossy 50 Degree




Bulgri Grey



1600X3200/ 63X126" 12mm Glossy 50 Degree

Attenborough Grey




1600X3200/ 63X126" 12mm Glossy 50 Degree

vale Blue



1600X3200/ 63X126" 12mm Glossy 50 Degree

Amber Crystal



1600X3200/ 63X126" 12mm Glossy 50 Degree



Star White



1600X3200/ 63X126" 12mm **Glossy** 50 Degree
Matt **Black Body**

Azul Macaubas



1600X3200/ 63X126" 12mm **Glossy** 50 Degree

Venice Brown



1600X3200/ 63X126" 12mm **Glossy** 50 Degree

Luofu Phantom



1600X3200/ 63X126" 12mm **Glossy** 50 Degree




Golden Time



1600X3200/ 63X126" 12mm **Glossy** 50 Degree

Taj Maha



1600X3200/ 63X126" 12mm **Glossy** 50 Degree

Ivory Tusk Black



1600X3200/ 63X126" 12mm **Glossy** 50 Degree

Monet's Garden



1600X3200/ 63X126" 12mm **Glossy** 50 Degree



Bulgari Violet



1600X3200/ 63X126" 12mm Glossy 50 Degree

Golden Time



1600X3200/ 63X126" 12mm Glossy 50 Degree

Hermes Orange



1600X3200/ 63X126" 12mm Glossy 50 Degree

Greek White



1600X3200/ 63X126" 12mm Glossy 50 Degree



Glacier Jade



1600X3200/ 63X126" 12mm Glossy 50 Degree

Royal Green



1600X3200/ 63X126" 12mm Glossy 50 Degree

Crystal Green



1600X3200/ 63X126" 12mm Glossy 50 Degree

Snow Mountain Blue



1600X3200/ 63X126" 12mm Glossy 50 Degree




Arctic Ocean



1600X3200/ 63X126" 12mm Glossy 50 Degree

Shangri-La Jade



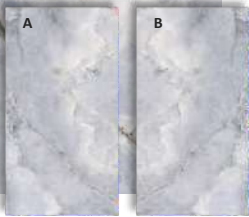
1600X3200/ 63X126" 12mm Glossy 50 Degree

Red River



1600X3200/ 63X126" 12mm Glossy 50 Degree

Glacier Blue



1600X3200/ 63X126" 12mm Glossy 50 Degree



✦ Why White Sintered Stone Reigns

1. Light Alchemy

Small Spaces: Expands rooms by reflecting light (glossy = mirror effect; matte = soft diffusion).

Mood Magic: Cool whites energize; warm ivories soothe. Pair with wood for hygge, steel for edge.

2. Texture Symphony

Silky Matte: Hides fingerprints, radiates quiet luxury.

Polar Gloss: Doubles daylight, magnifies depth in veins.

Embossed/Tactile: Adds dimension without color chaos.

3. Design Chameleon

Minimalist: Solid white = ultimate "less is more" statement.

Organic Modern: Veined or striated slabs bring nature's whisper.

Brutalist: Concrete-look white merges raw texture with cleanliness.

4. Stainless Sorcery


Invisibility Cloak: Spills vanish on non-porous white surfaces—no yellowing over time (unlike quartz/resin).

UV Immunity: Stays eerily pristine on sun-drenched facades or poolsides.

5. Hygiene's White Knight

Hospital-Grade Clean: Bacteria can't penetrate surface; ideal for kitchens, clinics, pharmacies.

Effortless Care: No special cleaners; resists bleach-based disinfectants.





Supreme Calacatta Gold

1600X3200 mm / 63X126"

12 mm	Glossy	50 Degree
	Matt	50 Degree



Panda Gold

1600X3200 mm / 63X126"

12 mm	Glossy	50 Degree
	Matt	50 Degree





Supreme Statuario

1600X3200 mm / 63X126"

12 mm	Glossy	50 Degree
-------	--------	-----------



Gilded White

1600X3200 mm / 63X126"

12 mm	Glossy	50 Degree
	Matt	50 Degree





Mirror Palissandro Blue

1600X3200 mm / 63X126"

12 mm	Glossy	50 Degree
	Matt	50 Degree



Brazilian Stone

1600X3200 mm / 63X126"

12 mm	Glossy	50 Degree
	Matt	50 Degree





Mirror Palissandro Blue

1600X3200 mm / 63X126"

12 mm	Matt	50 Degree
-------	------	-----------



Snowflake Gold

1600X3200 mm / 63X126"

12 mm	Glossy	50 Degree
	Matt	50 Degree





Serene Sapphire

1600X3200 mm / 63X126"

12 mm	Glossy	50 Degree
-------	--------	-----------



Bulgari Supreme

1600X3200 mm / 63X126"

12 mm	Glossy	50 Degree
	Matt	50 Degree





Italian Carved White

1600X3200 mm / 63X126"

12 mm	Glossy	50 Degree
-------	--------	-----------



Golden Chi Lin

1600X3200 mm / 63X126"

12 mm	Glossy	50 Degree
	Matt	50 Degree





Cartier Gold

1600X3200 mm / 63X126"

12 mm	Glossy	50 Degree
	Matt	50 Degree



Ankara

1600X3200 mm / 63X126"

12 mm	Glossy	50 Degree
-------	--------	-----------





White Butterfly

1600X3200 mm / 63X126"

12 mm	Glossy	50 Degree
-------	--------	-----------



Fire Phoenix

1600X3200 mm / 63X126"

12 mm	Glossy	50 Degree
	Matt	50 Degree





Snowflake White

1600X3200 mm / 63X126"

12 mm	Glossy	50 Degree
	Matt	50 Degree



New Calacatta Gold

1600X3200 mm / 63X126"

12 mm	Glossy	50 Degree
-------	--------	-----------





Belit Gold

1600X3200 mm / 63X126"

12 mm	Glossy	50 Degree
	Matt	50 Degree



Huashan White

1600X3200 mm / 63X126"

12 mm	Glossy	50 Degree
	Matt	50 Degree





Proro

1600X3200 mm / 63X126"

12 mm	Glossy	50 Degree
-------	--------	-----------



Huashan White

1600X3200 mm / 63X126"

12 mm	Glossy	50 Degree
	Matt	50 Degree





Alice Gold

1600X3200 mm / 63X126"

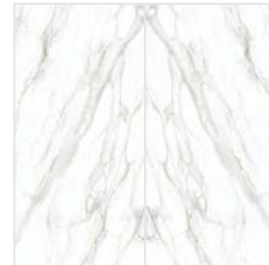
12 mm	Glossy	50 Degree
-------	--------	-----------



Huashan White

1600X3200 mm / 63X126"

12 mm	Glossy	50 Degree
	Matt	50 Degree





Alice Gold

1600X3200 mm / 63X126"

12 mm	Glossy	50 Degree
-------	--------	-----------



Huashan White

1600X3200 mm / 63X126"

12 mm	Glossy	50 Degree
	Matt	50 Degree





Bulgari Sculpture White



1600X3200/ 63X126" 12mm **Glossy** 50 Degree

Tishan White



1600X3200/ 63X126" 12mm **Glossy** 50 Degree

FisheBelly White



1600X3200/ 63X126" 12mm **Glossy** 50 Degree

Galactic White



1600X3200/ 63X126" 12mm **Glossy** 50 Degree



Siter White



1600X3200/ 63X126" 12mm **Glossy** 50 Degree
Soft **Black Body**

Italian White



1600X3200/ 63X126" 12mm **Glossy** 50 Degree

Dubai Gold



1600X3200/ 63X126" 12mm **Glossy** 50 Degree

Louis Gold



1600X3200/ 63X126" 12mm **Glossy** 50 Degree



Golden Time



1600X3200/ 63X126" 12mm Glossy 50 Degree

Golden Time



1600X3200/ 63X126" 12mm Glossy 50 Degree

Calacatta Gold



1600X3200/ 63X126" 12mm Glossy 50 Degree


Dusk Snow



1600X3200/ 63X126" 12mm Glossy 50 Degree



Royal Karakata



1600X3200/ 63X126" 12mm **Glossy** 50 Degree

New Fish Belly White



1600X3200/ 63X126" 12mm **Glossy** 50 Degree

New Snow White



1600X3200/ 63X126" 12mm **Glossy** 50 Degree

Carrara Statuario



1600X3200/ 63X126" 12mm **Glossy** 50 Degree



Pagoskin



1600X3200/ 63X126" 12mm Glossy 50 Degree

Chanel



1600X3200/ 63X126" 12mm Glossy 50 Degree

Mirage Platinum



1600X3200/ 63X126" 12mm Glossy 50 Degree

Greek White



1600X3200/ 63X126" 12mm Glossy 50 Degree



Golden Radiance Stone



1600X3200/ 63X126" 12mm **Glossy** 50 Degree
Matt 50 Degree

1200X2700/ 40X88" 12mm **Glossy** 50 Degree

Tiffany King



1600X3200/ 63X126" 12mm **Glossy** 50 Degree

Blanco Nevado



1600X3200/ 63X126" 12mm **Glossy** 50 Degree

Melbourne White




1600X3200/ 63X126" 12mm **Glossy** 50 Degree

1200X2700/ 40X88" 12mm **Glossy** 50 Degree



Fish Maw White



1600X3200/ 63X126" 12mm Glossy 50 Degree

Monekam White



1600X3200/ 63X126" 12mm Glossy 50 Degree

Super Snowflake White



1600X3200/ 63X126" 12mm Glossy 50 Degree

Supreme Fish Belly Gold



1600X3200/ 63X126" 12mm Glossy 50 Degree



Kata Gold



1600X3200/ 63X126" 12mm **Glossy** 50 Degree

Rose Gold



1600X3200/ 63X126" 12mm **Glossy** 50 Degree

Italian Carrara Gold



1600X3200/ 63X126" 12mm **Glossy** 50 Degree

Italian Calacatta Gold



1600X3200/ 63X126" 12mm **Glossy** 50 Degree




Jingxi

Andean White




1600X3200/ 63X126" 12mm **Glossy** 50 Degree
Matt 50 Degree

Ink Gold



1600X3200/ 63X126" 12mm **Glossy** 50 Degree

Sloth Fish Belly Gold



1600X3200/ 63X126" 12mm **Glossy** 50 Degree
Matt 50 Degree



1600X3200/ 63X126" 12mm **Glossy** 50 Degree
Matt 50 Degree



⚡ Why Black Dominates

1. Emotional Alchemy

Drama & Intimacy: Absorbs light to create cocoon-like focus (libraries, dining rooms).

Luxury Amplified: Gold/brass accents pop against its depth; white veins mimic shattered marble.

Timeless Edge: Gothic mystery meets space-age minimalism.

2. Invisible Strength

Scratch Camouflage: Fine marks vanish in matte textures (unlike gloss surfaces).

Stain Erasure: Spills disappear—no ghosting, no fading, especially on matte finishes.

Thermal Stealth: Resists heat haze (no "clouding" from hot pans).

3. Light Sorcery

Glossy Black: Doubles space via reflections; turns rooms into infinity boxes.

Matte Black: Swallows glare for serene, shadow-kissed ambiance.

Textured Black: Grazes light to reveal hidden dimensionality.

4. Design Chameleon

Brutalist: Paired with raw concrete or steel.

Opulent: Gold veins + crystal lighting = modern Versailles.

Zen: Minimalist matte with warm wood for tranquility.

5. Hygiene's Dark Knight

Germ-Cloaking Shield: Non-porous surface starves bacteria (ideal for hospitals, kitchens).

Chemical Immunity: Unfazed by acids, disinfectants, or solvents.





Pietra Black



1600X3200/ 63X126" 12mm **Glossy** **Black Body**
Matt **Black Body**

Bermu Black



1600X3200/ 63X126" 12mm **Glossy** **Black Body**
Matt **Black Body**

Black Marquina



1600X3200/ 63X126" 12mm **Glossy** **Black Body**
Matt **Black Body**

Dior Black



1600X3200/ 63X126" 12mm **Glossy** **Black Body**
Matt **Black Body**




New Lauren Black Gold



1600X3200/ 63X126" 12mm **Glossy** **Black Body**
Matt **Black Body**

Skyline Black Gold



1600X3200/ 63X126" 12mm **Matt** **Black Body**

Lauren Black



1600X3200/ 63X126" 12mm **Glossy** **Black Body**
Matt **Black Body**

Supreme Lauren Black



1600X3200/ 63X126" 12mm **Glossy** **Black Body**



Top Napoleon Black



1600X3200/ 63X126" 12mm
Glossy Black Body
Matt Black Body

Roman Black




1600X3200/ 63X126" 12mm
Matt Black Body

Star Shine Black



1600X3200/ 63X126" 12mm
Glossy Black Body
Matt Black Body

Munich Black



1600X3200/ 63X126" 12mm
Glossy Black Body
Matt Black Body



Zeus Black



1600X3200/ 63X126" 12mm **Glossy Black Body**
Matt Black Body

Shakespeare Black



1600X3200/ 63X126" 12mm **Matt Black Body**

Antiquity Wood



1600X3200/ 63X126" 12mm **Glossy Black Body**

Black GOLD



1600X3200/ 63X126" 12mm **Glossy Black Body**

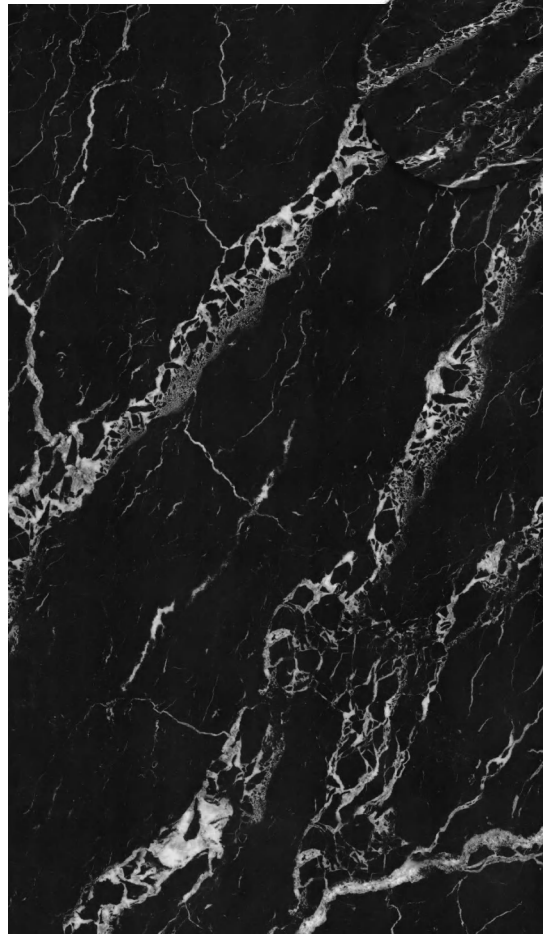


Cosmic Black



1600X3200/ 63X126" 12mm Glossy Black Body

Silver White




1600X3200/ 63X126" 12mm Glossy Black Body

Margiua



1600X3200/ 63X126" 12mm Glossy Black Body

Moonlight Black



1600X3200/ 63X126" 12mm Glossy Black Body



Saloran

Golden Time

Elias Black

Greek White



1600X3200/ 63X126" 12mm
Glossy Black Body
Matt Black Body


1600X3200/ 63X126" 12mm Glossy Black Body

1600X3200/ 63X126" 12mm
Glossy Black Body
Matt Black Body

1600X3200/ 63X126" 12mm
Glossy Black Body
Matt Black Body



Black Impala



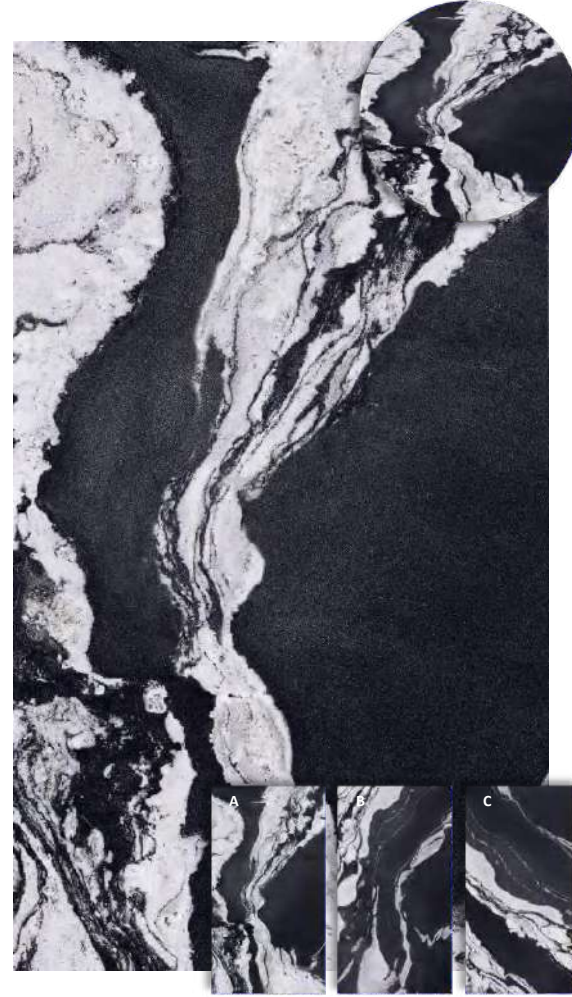
1600X3200/ 63X126" 12mm **Glossy Black Body**
Matt Black Body

Fossil Black



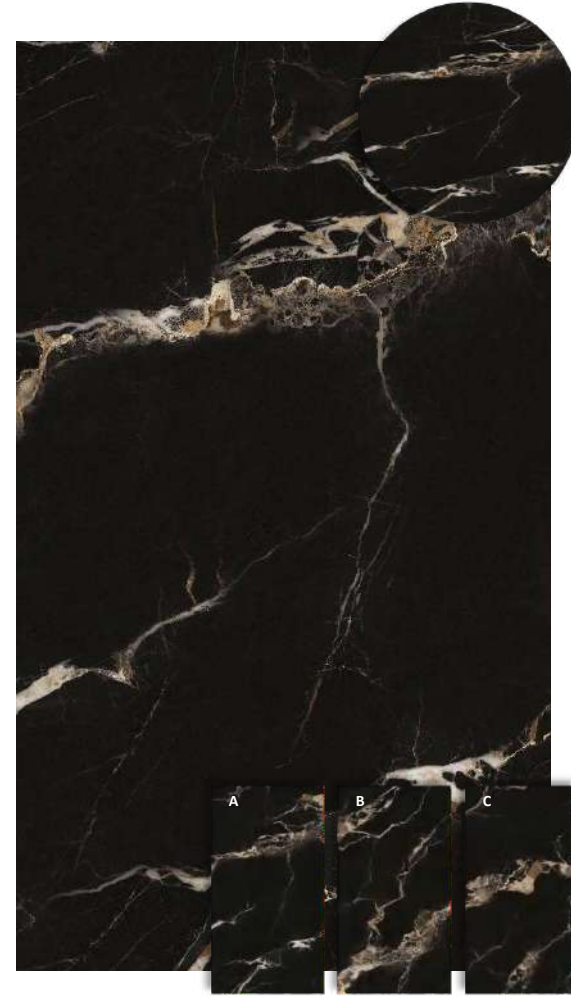
1600X3200/ 63X126" 12mm **Glossy Black Body**
Matt Black Body

Versace Black



1600X3200/ 63X126" 12mm **Glossy Black Body**
Matt Black Body


Maserati Black



1600X3200/ 63X126" 12mm **Glossy Black Body**
Matt Black Body




Basalt Black



1600X3200/ 63X126" 12mm
Glossy Black Body
Matt Black Body

Golden Time



1600X3200/ 63X126" 12mm Glossy Black Body

New Munich Black



1600X3200/ 63X126" 12mm
Glossy Black Body
Matt Black Body

Seine Black



1600X3200/ 63X126" 12mm
Glossy Black Body
Matt Black Body



Ruyuan Black



1600X3200/ 63X126" 12mm Glossy Black Body

Golden Time



1600X3200/ 63X126" 12mm Glossy Black Body

Black Imperial Gold



1600X3200/ 63X126" 12mm Glossy Black Body


Chanel Black



1600X3200/ 63X126" 12mm Glossy Black Body



Black Crystal Jade



1600X3200/ 63X126" 12mm Glossy Black Body

Angola Black



1600X3200/ 63X126" 12mm Glossy Black Body

Black Galaxy



1600X3200/ 63X126" 12mm Glossy Black Body

Greek White



1600X3200/ 63X126" 12mm Glossy Black Body



Angola Black




1600X3200/ 63X126" 12mm **Glossy** **Black Body**
Matt 50 Degree

Elias




1600X3200/ 63X126" 12mm **Glossy** **Black Body**
Matt 50 Degree

Venice Brown



1600X3200/ 63X126" 12mm **Glossy** **Black Body**

Gucci Black



1600X3200/ 63X126" 12mm **Glossy** **Black Body**



The Iconic Palette: Where Tradition Meets Mass Perfection
They aren't just colors—they're design dialects spoken worldwide. Forged in countless factories yet unwavering in consistency, this spectrum conquers homes, hotels, and hubs with universal sophistication.

🗨️ 1. Neutrals: The Silent Majority

Pure White (Arctic/Glacial): The blank canvas—expands spaces, magnifies light.

Why factories love it: Minimal pigment = high yield, low cost.

Absolute Black (Onyx/Matte Void): The depth creator—absorbs glare, elevates luxury.

Industrial edge: Hides mineral batch variations flawlessly.

Fifty Shades of Grey (Graphite/Fog): The chameleon—bridges warm/cool tones.

Scalability secret: Universal base for concrete/stone textures.

🌿 2. Nature's Whisper: Organic Harmony

Carrara White (Soft Grey Veins): Timeless marble—classic grace, zero maintenance.

Factory win: Digital printing mimics veins at scale; no quarry waste.

Oak/Walnut Woodgrains: Warmth without weakness—waterproof, UV-stable.

Production genius: One "wood" slab fits global tastes (Scandi to Tropical).

Travertine Beige (Honey/Cream): Earthen calm—hides dust, soothes spaces.

Consistency triumph: Replicates natural strata without fissures.

🗨️ 3. Bold Statements: Drama, Democratized

Calacatta Gold (White + Bold Veins): Luxury unleashed—vein density controlled per market.

Industrial magic: Gold/copper veins printed on demand; no rare stone sourcing.

Emperor Red/Deep Green: Jewel-toned confidence—saturated, fade-proof.

Cost coup: Pigment tech ensures uniformity across 10,000+ slabs.

Concrete Grey (Textured/Raw): Urban edge—industrial chic, stain-immune.

Factory flexibility: From "brushed" to "polished" with one mineral base.

🔧 Why Factories Champion These Classics

Color Consistency


Batch-to-batch uniformity (unlike natural stone's lottery).

Pantone-level precision across global factories.

Efficiency in Scale

One glaze/pigment formula → millions of sqm.

Rapid switching between textures (gloss/matte) on same color base.





Amazon Green



1600X3200/ 63X126" 12mm Glossy 50 Degree

Fendi White



1600X3200/ 63X126" 12mm Glossy 50 Degree

New Venetian Borwn



1600X3200/ 63X126" 12mm Glossy 50 Degree

Italy Grey



1600X3200/ 63X126" 12mm Glossy 50 Degree



Panda White




1600X3200/ 63X126" 12mm
Glossy 50 Degree
Matt 50 Degree
Soft 50 Degree

Royal Auspice



1600X3200/ 63X126" 12mm
Glossy 50 Degree

Italian Platinum



1600X3200/ 63X126" 12mm
Glossy 50 Degree
Soft 50 Degree


Greek White



1600X3200/ 63X126" 12mm
Glossy 50 Degree




Cold River Snow



1600X3200/ 63X126" 12mm **Matt** 50 Degree

Emperor Emerald Green



1600X3200/ 63X126" 12mm **Glossy** 50 Degree

Carving Fish Belly Gold



1600X3200/ 63X126" 12mm **Glossy** 50 Degree
Matt 50 Degree

Hermès Grey



1600X3200/ 63X126" 12mm **Glossy** 50 Degree
Soft 50 Degree




Aipine White



1600X3200/ 63X126" 12mm
Glossy 50 Degree
Matt 50 Degree
Soft 50 Degree

Bergamo White



1600X3200/ 63X126" 12mm Glossy 50 Degree

Carrara Kling



1600X3200/ 63X126" 12mm
Glossy 50 Degree
Matt 50 Degree
Soft 50 Degree

Summer Elf



1600X3200/ 63X126" 12mm
Glossy 50 Degree
Matt 50 Degree
Soft 50 Degree



Statuario



1600X3200/ 63X126" 12mm
Glossy 50 Degree
Matt 50 Degree
Soft 50 Degree

Victoria White




1600X3200/ 63X126" 12mm
Glossy 50 Degree
Matt 50 Degree
Soft 50 Degree

Greek White



1600X3200/ 63X126" 12mm
Glossy 50 Degree
Matt 50 Degree
Soft 50 Degree

White Carrara



1600X3200/ 63X126" 12mm
Glossy 50 Degree
Matt 50 Degree
Soft 50 Degree



Golden Time



1600X3200/ 63X126" 12mm
Glossy 50 Degree
Matt 50 Degree
Soft 50 Degree

Arabescato



1600X3200/ 63X126" 12mm
Glossy 50 Degree
Soft 50 Degree

Prada Green



1600X3200/ 63X126" 12mm
Glossy 50 Degree
Soft 50 Degree

Venice Brown



1600X3200/ 63X126" 12mm
Glossy 50 Degree



Image Pandora



1600X3200/ 63X126" 12mm **Glossy** 50 Degree

Scattered Pandora



1600X3200/ 63X126" 12mm **Glossy** 50 Degree

Pandora



1600X3200/ 63X126" 12mm **Glossy** 50 Degree
Matt 50 Degree
Soft 50 Degree

Pandora Italy



1600X3200/ 63X126" 12mm **Glossy** 50 Degree



Golden Years



1600X3200/ 63X126" 12mm **Matt** 50 Degree

Fish Platinum



1600X3200/ 63X126" 12mm **Glossy** 50 Degree
Matt 50 Degree

Huashan White



1600X3200/ 63X126" 12mm **Glossy** 50 Degree
Matt 50 Degree

Greek White



1600X3200/ 63X126" 12mm **Glossy** 50 Degree
Matt 50 Degree




Golden Hour




1600X3200/ 63X126" 12mm **Glossy** 50 Degree

Fish Belly Gold



1600X3200/ 63X126" 12mm **Glossy** 50 Degree

Kata White



1600X3200/ 63X126" 12mm **Glossy** 50 Degree
Matt 50 Degree

Greek White



1600X3200/ 63X126" 12mm **Glossy** 50 Degree



Garda Fish Maw Gold



1600X3200/ 63X126" 12mm
Glossy 50 Degree
Matt 50 Degree
Soft 50 Degree

Russet



1600X3200/ 63X126" 12mm Glossy 50 Degree

Cream Bulgar



1600X3200/ 63X126" 12mm
Glossy 50 Degree
Soft 50 Degree


Carve Fish Belly Gold



1600X3200/ 63X126" 12mm
Glossy 50 Degree
Soft 50 Degree




Arabescato Golden




1600X3200/ 63X126" 12mm **Glossy** 50 Degree

Golden Time




1600X3200/ 63X126" 12mm **Glossy** 50 Degree

Iceberg White



1600X3200/ 63X126" 12mm **Glossy** 50 Degree
Soft 50 Degree

Ivory White



1600X3200/ 63X126" 12mm **Glossy** 50 Degree
Soft 50 Degree



Snowy White



1600X3200/ 63X126" 12mm **Glossy** 50 Degree
Soft 50 Degree

Arabescato Corchia



1600X3200/ 63X126" 12mm **Glossy** 50 Degree

Italian Fish MawGold



1600X3200/ 63X126" 12mm **Glossy** 50 Degree

Snow Flake White



1600X3200/ 63X126" 12mm **Glossy** 50 Degree
Soft 50 Degree



Kamu White



1600X3200/ 63X126" 12mm **Glossy** 50 Degree

New Snowfield White



1600X3200/ 63X126" 12mm **Glossy** 50 Degree

Snow White



1600X3200/ 63X126" 12mm **Glossy** 50 Degree
Matt 50 Degree

Wada Shiratama



1600X3200/ 63X126" 12mm **Glossy** 50 Degree



Lhasa Vera White



1600X3200/ 63X126" 12mm **Glossy** 50 Degree
Matt 50 Degree

Champagne



1600X3200/ 63X126" 12mm **Glossy** 50 Degree
Matt 50 Degree

Kamiya White



1600X3200/ 63X126" 12mm **Glossy** 50 Degree
Matt 50 Degree

Bvlgari White



1600X3200/ 63X126" 12mm **Glossy** 50 Degree



Armani Grey



1600X3200/ 63X126" 12mm **Glossy** 50 Degree
Matt 50 Degree

Armani Dark Grey



1600X3200/ 63X126" 12mm **Glossy** 50 Degree
Matt 50 Degree

Boya Terrazzo Grey



1600X3200/ 63X126" 12mm **Glossy** 50 Degree
Soft 50 Degree

Boya Terrazzo Dark Grey



1600X3200/ 63X126" 12mm **Glossy** 50 Degree
Soft 50 Degree



Carrara White



1600X3200/ 63X126" 12mm **Glossy** 50 Degree
Matt 50 Degree

Water Cloud Yarn




1600X3200/ 63X126" 12mm **Glossy** 50 Degree
Matt 50 Degree

Ariston



1600X3200/ 63X126" 12mm **Glossy** 50 Degree
Matt 50 Degree
Soft 50 Degree

High Sierra



1600X3200/ 63X126" 12mm **Glossy** 50 Degree
Matt 50 Degree




Phantom Grey



1600X3200/ 63X126" 12mm **Glossy** 50 Degree
Matt 50 Degree

Abu Dhabi White



1600X3200/ 63X126" 12mm **Glossy** 50 Degree
Matt 50 Degree
Soft 50 Degree

Saint Braun White



1600X3200/ 63X126" 12mm **Matt** 50 Degree

Fragrant Snow



1600X3200/ 63X126" 12mm **Matt** 50 Degree



Minx Grey



1600X3200/ 63X126" 12mm **Matt** 50 Degree

Bohemian Grey



1600X3200/ 63X126" 12mm **Matt** 50 Degree

Winter Snow



1600X3200/ 63X126" 12mm **Matt** 50 Degree


Australian Sandstone



1600X3200/ 63X126" 12mm **Matt** 50 Degree




Sofitel Gold



1600X3200/ 63X126" 12mm
Glossy 50 Degree
Matt 50 Degree
Soft 50 Degree

Top Cold River Snow



1600X3200/ 63X126" 12mm **Soft** 50 Degree

Spanish Grey



1600X3200/ 63X126" 12mm
Glossy 50 Degree
Matt 50 Degree



Feather Ink White



1600X3200/ 63X126" 12mm
Glossy 50 Degree
Soft 50 Degree



Wyndham Grey



1600X3200/ 63X126" 12mm **Glossy** 50 Degree
Matt 50 Degree

Iceberg Beauty



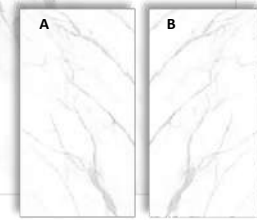
1600X3200/ 63X126" 12mm **Glossy** 50 Degree
Soft 50 Degree

Blue Golden Sand



1600X3200/ 63X126" 12mm **Glossy** 50 Degree


New Fish Maw White



1600X3200/ 63X126" 12mm **Glossy** 50 Degree



Italian Calacatta Gold



1600X3200/ 63X126" 12mm
Glossy 50 Degree
Matt 50 Degree

TWill Panda White



1600X3200/ 63X126" 12mm
Glossy 50 Degree
Soft 50 Degree

Panda White



1600X3200/ 63X126" 12mm
Glossy 50 Degree

Blue Sand



1600X3200/ 63X126" 12mm
Glossy 50 Degree